



Kursenkät BV4 HT22

Respondents: 155
Answer Count: 59
Answer Frequency: 38.06%

In my view, I have developed valuable expertise/skills during the course.

In my view, I have developed valuable expertise/skills during the course.	Number of responses
To a very small extent	1 (1.7%)
To a small extent	0 (0.0%)
To some extent	3 (5.1%)
To a large extent	20 (33.9%)
To a very large extent	35 (59.3%)
Total	59 (100.0%)



	Mean	Standard Deviation	Coefficient of Variation	Min	Lower Quartile	Median	Upper Quartile	Max
In my view, I have developed valuable expertise/skills during the course.	4.5	0.8	16.7 %	1.0	4.0	5.0	5.0	5.0



In my view, I have achieved all the intended learning outcomes of the course.

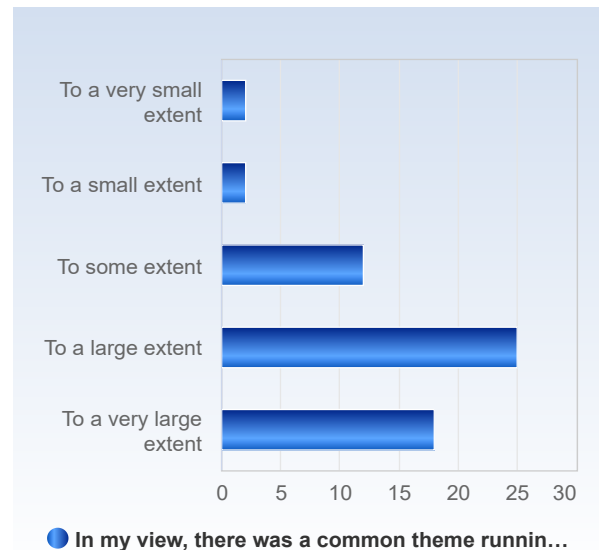
In my view, I have achieved all the intended learning outcomes of the course.	Number of responses
To a very small extent	2 (3.4%)
To a small extent	1 (1.7%)
To some extent	7 (11.9%)
To a large extent	38 (64.4%)
To a very large extent	11 (18.6%)
Total	59 (100.0%)



	Mean	Standard Deviation	Coefficient of Variation	Min	Lower Quartile	Median	Upper Quartile	Max
In my view, I have achieved all the intended learning outcomes of the course.	3.9	0.8	21.0 %	1.0	4.0	4.0	4.0	5.0

In my view, there was a common theme running throughout the course – from learning outcomes to examinations.

In my view, there was a common theme running throughout the course – from learning outcomes to examinations.	Number of responses
To a very small extent	2 (3.4%)
To a small extent	2 (3.4%)
To some extent	12 (20.3%)
To a large extent	25 (42.4%)
To a very large extent	18 (30.5%)
Total	59 (100.0%)

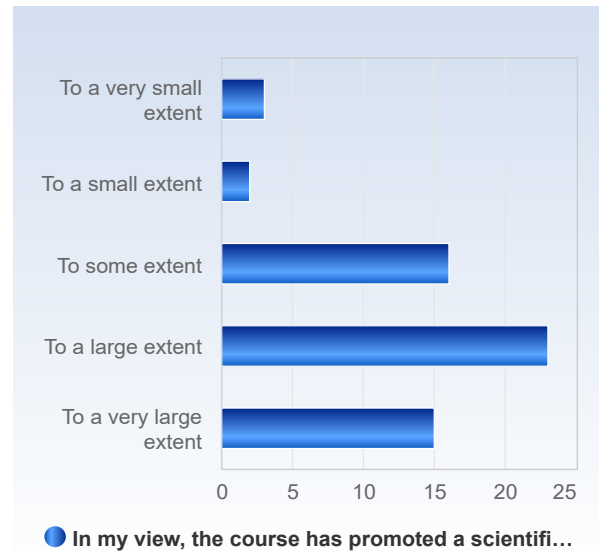


	Mean	Standard Deviation	Coefficient of Variation	Min	Lower Quartile	Median	Upper Quartile	Max
In my view, there was a common theme running throughout the course – from learning outcomes to examinations.	3.9	1.0	24.9 %	1.0	3.0	4.0	5.0	5.0



In my view, the course has promoted a scientific way of thinking and reasoning (e.g. analytical and critical thinking, independent search for and evaluation of information).

In my view, the course has promoted a scientific way of thinking and reasoning (e.g. analytical and critical thinking, independent search for and evaluation of information).	Number of responses
To a very small extent	3 (5.1%)
To a small extent	2 (3.4%)
To some extent	16 (27.1%)
To a large extent	23 (39.0%)
To a very large extent	15 (25.4%)
Total	59 (100.0%)



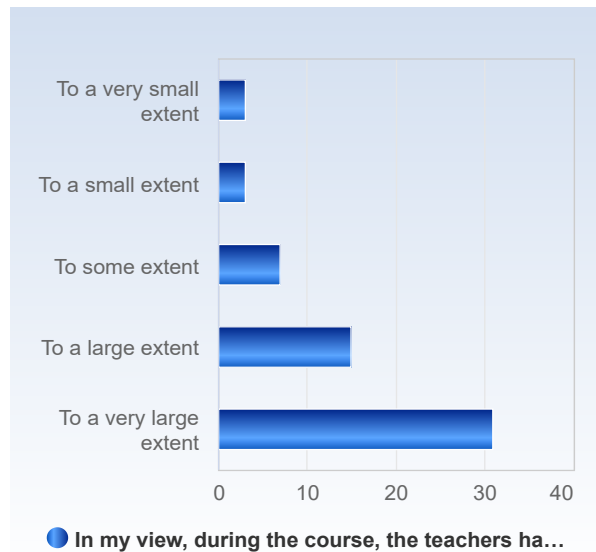
	Mean	Standard Deviation	Coefficient of Variation	Min	Lower Quartile	Median	Upper Quartile	Max
In my view, the course has promoted a scientific way of thinking and reasoning (e.g. analytical and critical thinking, independent search for and evaluation of information).	3.8	1.0	27.6 %	1.0	3.0	4.0	4.5	5.0



In my view, during the course, the teachers have been open to ideas and opinions about the course's structure and content.

In my view, during the course, the teachers have been open to ideas and opinions about the course's structure and content.

	Number of responses
To a very small extent	3 (5.1%)
To a small extent	3 (5.1%)
To some extent	7 (11.9%)
To a large extent	15 (25.4%)
To a very large extent	31 (52.5%)
Total	59 (100.0%)



	Mean	Standard Deviation	Coefficient of Variation	Min	Lower Quartile	Median	Upper Quartile	Max
In my view, during the course, the teachers have been open to ideas and opinions about the course's structure and content.	4.2	1.1	27.5 %	1.0	4.0	5.0	5.0	5.0

It was clear to me what I was supposed to learn during this course.

It was clear to me what I was supposed to learn during this course.

	Number of responses
To a very small extent	2 (3.4%)
To a small extent	4 (6.8%)
To some extent	10 (16.9%)
To a large extent	22 (37.3%)
To a very large extent	21 (35.6%)
I don't know	0 (0.0%)
Total	59 (100.0%)



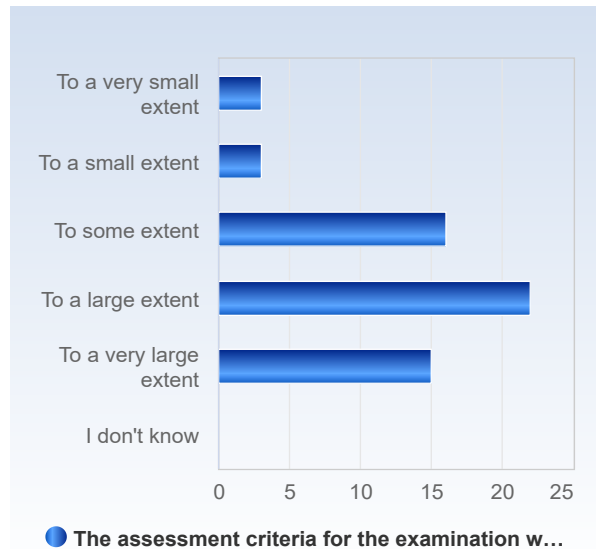
	Mean	Standard Deviation	Coefficient of Variation	Min	Lower Quartile	Median	Upper Quartile	Max
It was clear to me what I was supposed to learn during this course.	3.9	1.1	26.8 %	1.0	3.0	4.0	5.0	5.0



The assessment criteria for the examination were published in advance.

The assessment criteria for the examination were published in advance.

	Number of responses
To a very small extent	3 (5.1%)
To a small extent	3 (5.1%)
To some extent	16 (27.1%)
To a large extent	22 (37.3%)
To a very large extent	15 (25.4%)
<i>I don't know</i>	0 (0.0%)
Total	59 (100.0%)




	Mean	Standard Deviation	Coefficient of Variation	Min	Lower Quartile	Median	Upper Quartile	Max
The assessment criteria for the examination were published in advance.	3.7	1.1	28.5 %	1.0	3.0	4.0	4.5	5.0

The assessment criteria for the examination were published in advance.

The assessment criteria for the examination were published in advance.

	Number of responses
To a very small extent	3 (5.1%)
To a small extent	2 (3.4%)
To some extent	15 (25.4%)
To a large extent	21 (35.6%)
To a very large extent	17 (28.8%)
<i>I don't know</i>	1 (1.7%)
Total	59 (100.0%)



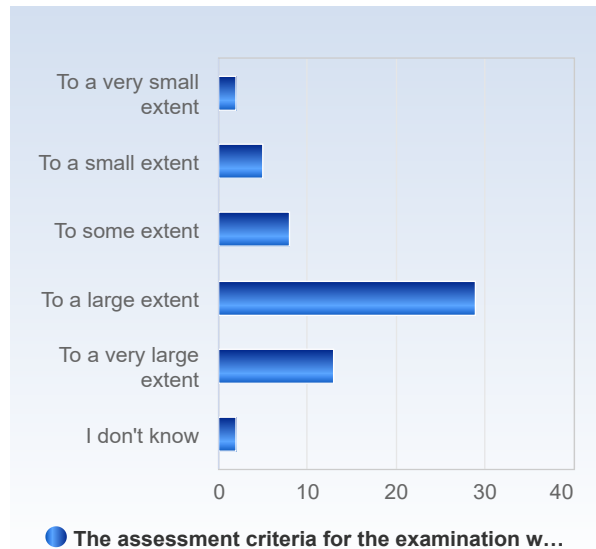
	Mean	Standard Deviation	Coefficient of Variation	Min	Lower Quartile	Median	Upper Quartile	Max
The assessment criteria for the examination were published in advance.	3.8	1.1	28.0 %	1.0	3.0	4.0	5.0	5.0



The assessment criteria for the examination were published in advance.

The assessment criteria for the examination were published in advance.

	Number of responses
To a very small extent	2 (3.4%)
To a small extent	5 (8.5%)
To some extent	8 (13.6%)
To a large extent	29 (49.2%)
To a very large extent	13 (22.0%)
<i>I don't know</i>	2 (3.4%)
Total	59 (100.0%)



	Mean	Standard Deviation	Coefficient of Variation	Min	Lower Quartile	Median	Upper Quartile	Max
The assessment criteria for the examination were published in advance.	3.8	1.0	26.5 %	1.0	3.0	4.0	4.0	5.0

The course increased my knowledge of actions to promote patient health and prevent disease.

The course increased my knowledge of actions to promote patient health and prevent disease.

	Number of responses
To a very small extent	1 (1.7%)
To a small extent	2 (3.4%)
To some extent	9 (15.3%)
To a large extent	26 (44.1%)
To a very large extent	21 (35.6%)
<i>I don't know</i>	0 (0.0%)
Total	59 (100.0%)



	Mean	Standard Deviation	Coefficient of Variation	Min	Lower Quartile	Median	Upper Quartile	Max
The course increased my knowledge of actions to promote patient health and prevent disease.	4.1	0.9	21.9 %	1.0	4.0	4.0	5.0	5.0



The course increased my knowledge of actions to promote patient health and prevent disease.

The course increased my knowledge of actions to promote patient health and prevent disease.	Number of responses
To a very small extent	1 (1.7%)
To a small extent	1 (1.7%)
To some extent	4 (6.8%)
To a large extent	20 (33.9%)
To a very large extent	33 (55.9%)
<i>I don't know</i>	0 (0.0%)
Total	59 (100.0%)



	Mean	Standard Deviation	Coefficient of Variation	Min	Lower Quartile	Median	Upper Quartile	Max
The course increased my knowledge of actions to promote patient health and prevent disease.	4.4	0.8	18.9 %	1.0	4.0	5.0	5.0	5.0

I received useful feedback on my performance during the course.

I received useful feedback on my performance during the course.	Number of responses
To a very small extent	5 (8.6%)
To a small extent	4 (6.9%)
To some extent	14 (24.1%)
To a large extent	18 (31.0%)
To a very large extent	14 (24.1%)
<i>I don't know</i>	3 (5.2%)
Total	58 (100.0%)



	Mean	Standard Deviation	Coefficient of Variation	Min	Lower Quartile	Median	Upper Quartile	Max
I received useful feedback on my performance during the course.	3.6	1.2	33.9 %	1.0	3.0	4.0	4.5	5.0



The course increased my knowledge of actions to promote patient health and prevent disease.

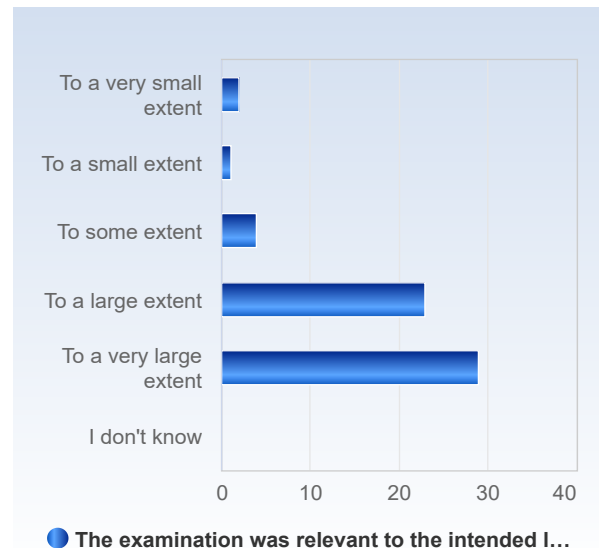
The course increased my knowledge of actions to promote patient health and prevent disease.	Number of responses
To a very small extent	9 (15.3%)
To a small extent	7 (11.9%)
To some extent	19 (32.2%)
To a large extent	14 (23.7%)
To a very large extent	10 (16.9%)
<i>I don't know</i>	0 (0.0%)
Total	59 (100.0%)



	Mean	Standard Deviation	Coefficient of Variation	Min	Lower Quartile	Median	Upper Quartile	Max
The course increased my knowledge of actions to promote patient health and prevent disease.	3.2	1.3	40.7 %	1.0	2.0	3.0	4.0	5.0

The examination was relevant to the intended learning outcomes.

The examination was relevant to the intended learning outcomes.	Number of responses
To a very small extent	2 (3.4%)
To a small extent	1 (1.7%)
To some extent	4 (6.8%)
To a large extent	23 (39.0%)
To a very large extent	29 (49.2%)
<i>I don't know</i>	0 (0.0%)
Total	59 (100.0%)



	Mean	Standard Deviation	Coefficient of Variation	Min	Lower Quartile	Median	Upper Quartile	Max
The examination was relevant to the intended learning outcomes.	4.3	0.9	21.7 %	1.0	4.0	4.0	5.0	5.0