Advanced Human Physiology Research HT2026

Respondents: 15
Answer Count: 6
Answer Frequency: 40,00 %

Advanced Human Physiology Research HT2026

Respondents: 15
Answer Count: 6
Answer Frequency: 40,00 %

The course was designed in a way that provided me with opportunities for active learning. For example: seminars with discussions, group work, projects, student presentations, role play, peer learning, practical exercises, laboratory work, workplace-based learning, etc.

The course was designed in a way that provided me with opportunities for active learning. For example: seminars with discussions, group work, projects, student presentations, role play, peer learning, practical exercises, laboratory work, workplace-based learning, etc.	Number of responses
1 Totally disagree	0 (0,0%)
2	0 (0,0%)
3	0 (0,0%)
4	1 (16,7%)
5	2 (33,3%)
6 Totally agree	3 (50,0%)
Don't know	0 (0,0%)
Total	6 (100,0%)

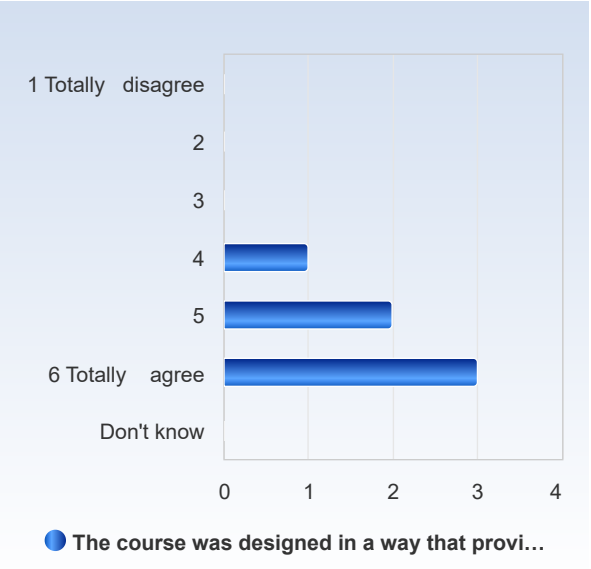

	Mean	Standard Deviation	Coefficient of Variation	Min	Lower Quartile	Median	Upper Quartile	Max
The course was designed in a way that provided me with opportunities for active learning. For example: seminars with discussions, group work, projects, student presentations, role play, peer learning, practical exercises, laboratory work, workplace-based learning, etc.	5,3	0,8	15,3 %	4,0	5,0	5,5	6,0	6,0

I felt included and respected during the course. For example: I was comfortable collaborating with other students, speaking in front of the group, answering teachers' questions, and I was listened to (not interrupted, ridiculed, or similar).

I felt included and respected during the course. For example: I was comfortable collaborating with other students, speaking in front of the group, answering teachers' questions, and I was listened to (not interrupted, ridiculed, or similar).	Number of responses
1 Totally disagree	0 (0,0%)
2	0 (0,0%)
3	0 (0,0%)
4	1 (16,7%)
5	1 (16,7%)
6 Totally agree	4 (66,7%)
Don't know	0 (0,0%)
Total	6 (100,0%)

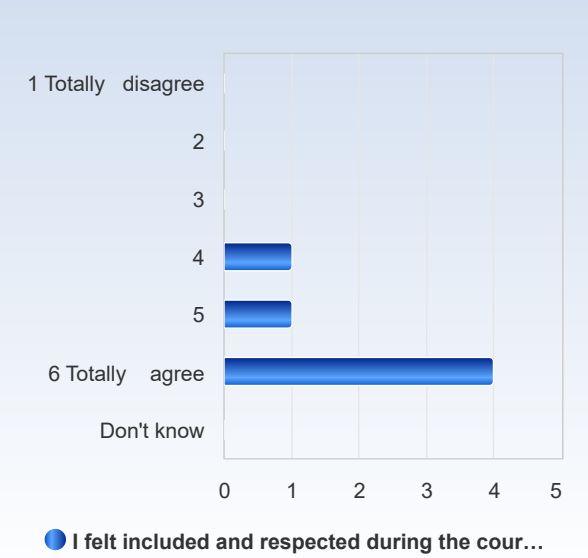

	Mean	Standard Deviation	Coefficient of Variation	Min	Lower Quartile	Median	Upper Quartile	Max
I felt included and respected during the course. For example: I was comfortable collaborating with other students, speaking in front of the group, answering teachers' questions, and I was listened to (not interrupted, ridiculed, or similar).	5,5	0,8	15,2 %	4,0	5,5	6,0	6,0	6,0

The course as a whole was good.

The course as a whole was good.	Number of responses
1 Totally disagree	0 (0,0%)
2	0 (0,0%)
3	0 (0,0%)
4	3 (50,0%)
5	0 (0,0%)
6 Totally agree	3 (50,0%)
Don't know	0 (0,0%)
Total	6 (100,0%)

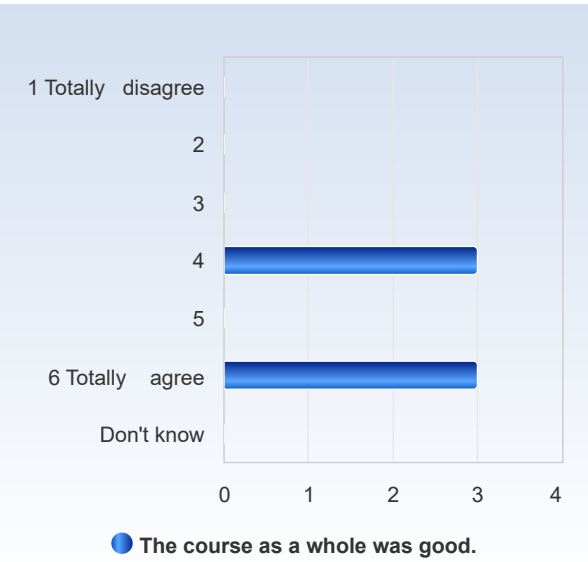

	Mean	Standard Deviation	Coefficient of Variation	Min	Lower Quartile	Median	Upper Quartile	Max
The course as a whole was good.	5,0	1,1	21,9 %	4,0	4,0	5,0	6,0	6,0